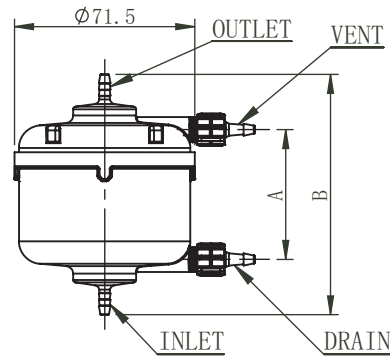
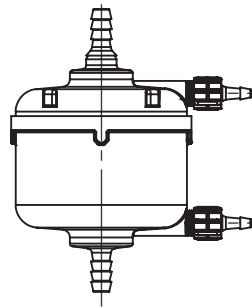


# SKV Series Capsule Fitting Options and Sizes

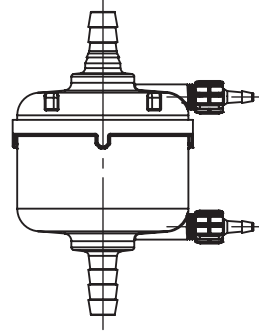
SKV××××1H



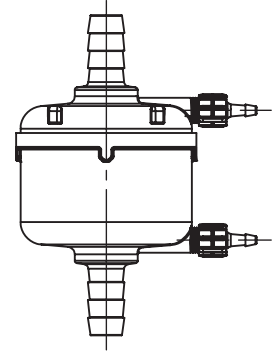
SKV××××2H



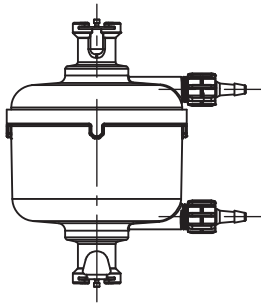
SKV××××3H



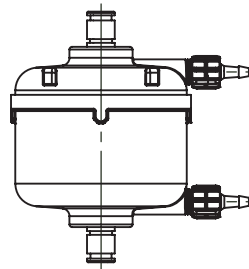
SKV××××4H



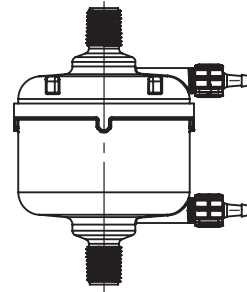
SKV××××2QF



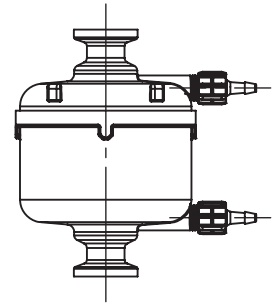
SKV××××2Q



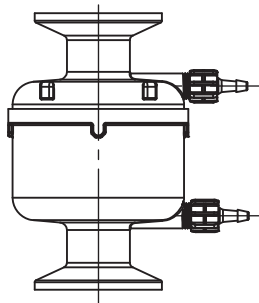
SKV××××2N



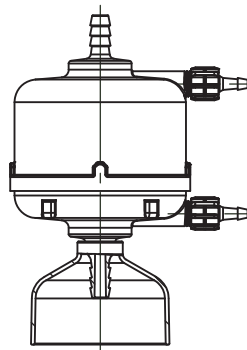
SKV××××MT



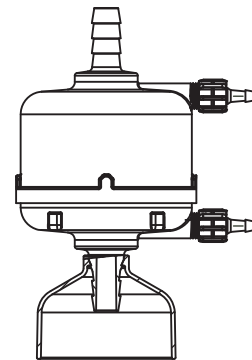
SKV××××TC



SKV××××2H2HFB



SKV××××3H3HFB



ZenPure

P/N	Inlet/Outlet	Vent/Drain	Size (±2mm)							
			SKV-H(1.5")		SKV-S(2.5")		SKV-L(5")		SKV-K(10")	
			A	B	A	B	A	B	A	B
SKV××××1H	1/8" Hose barbs	M10×1 Exhaust Valve	52	95	80	123	137	180	265	308
SKV××××2H	1/4" Hose barbs	M10×1 Exhaust Valve	52	112	80	140	137	197	265	325
SKV××××3H	3/8" Hose barbs	M10×1 Exhaust Valve	52	120	80	148	137	205	265	333
SKV××××4H	1/2" Hose barbs	M10×1 Exhaust Valve	52	127	80	155	137	212	265	340
SKV××××2QF	1/4" Female Quick Coupling	M10×1 Exhaust Valve	52	104	80	132	137	189	265	317
SKV××××2Q	1/4" Male Quick Coupling	M10×1 Exhaust Valve	52	100	80	128	137	185	265	313
SKV××××2N	1/4" NPT	M10×1 Exhaust Valve	52	110	80	138	137	195	265	323
SKV××××MT	0.5" Tri-clamp	M10×1 Exhaust Valve	52	98	80	126	137	183	265	311
SKV××××TC	1-1/2" Tri-clamp	M10×1 Exhaust Valve	52	110	80	138	137	195	265	323
SKV××××2H2HFB	1/4" Hose barbs	M10×1 Exhaust Valve	52	131	80	159	137	216	265	344
SKV××××3H3HFB	3/8" Hose barbs	M10×1 Exhaust Valve	52	139	80	167	137	224	265	352